



iQuote Pro 8.0

What's new



Apice Consulting S.r.l.



Summary

1. Introduction	3
2. iQuoteWin	4
2.1. Conditional formatting of offer list and offer detail grids	4
2.2. Application of discounts on entire areas	4
2.3. Base quantity	5
2.4. PDF notes	5
2.5. Offer printout – New settings dedicated to accessories	6
2.6. Offer printout - Management of alternative areas	6
2.7. Various	7
3. iQuoteCAD	8
3.1. AutoCAD 2025	8
3.2. Conditional formatting grids	8
3.3. Cold rooms: calculation of square meters	8
4. iQuoteRevit	9
4.1. Revit 2025	9
4.2. Management of multi-type families	9
4.3. Schedule: accessories and quantity column filter	10

1. Introduction

This guide lists the new features of iQuote Pro 8.0 software.

Note: in this guide wherever you find the following icon demonstrating the new functionality.



you can click on it to view a video

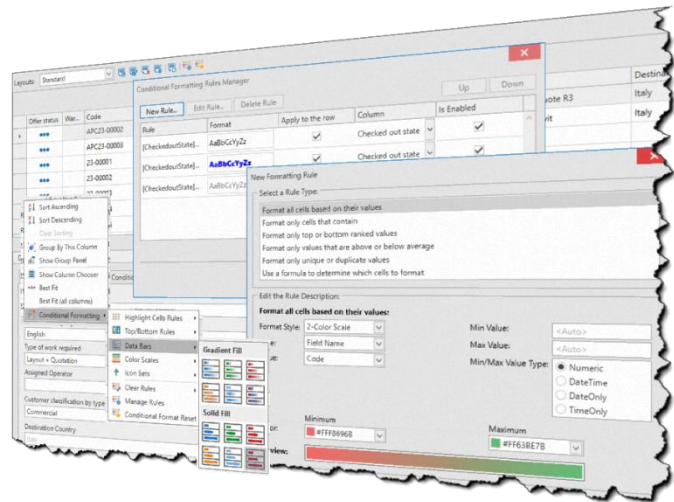
2. iQuoteWin



2.1. Conditional formatting of offer list and offer detail grids

It is now possible to enable conditional formatting within the two main grids (offer list and offer detail). The user will be able to customize the formatting of cells or entire rows according to customized rules.

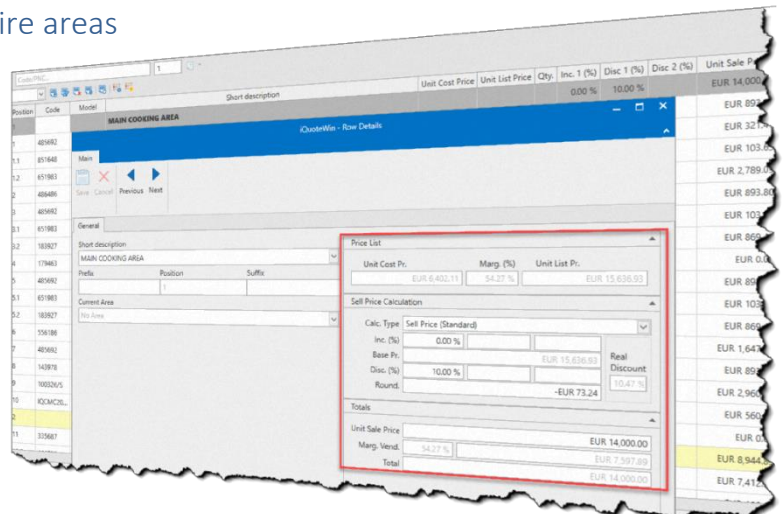
Conditional formatting as well as the entire grid layout can also be stored with a name and recalled when needed.



2.2. Application of discounts on entire areas

Administrator can now enable the ability to set discounts/surcharges on the areas.

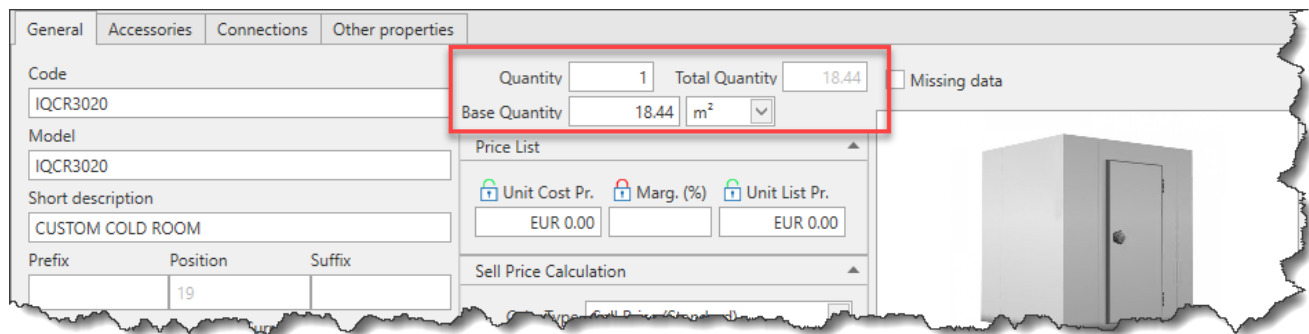
These settings are added to the discounts/surcharges present on the individual lines.





2.3. Base quantity

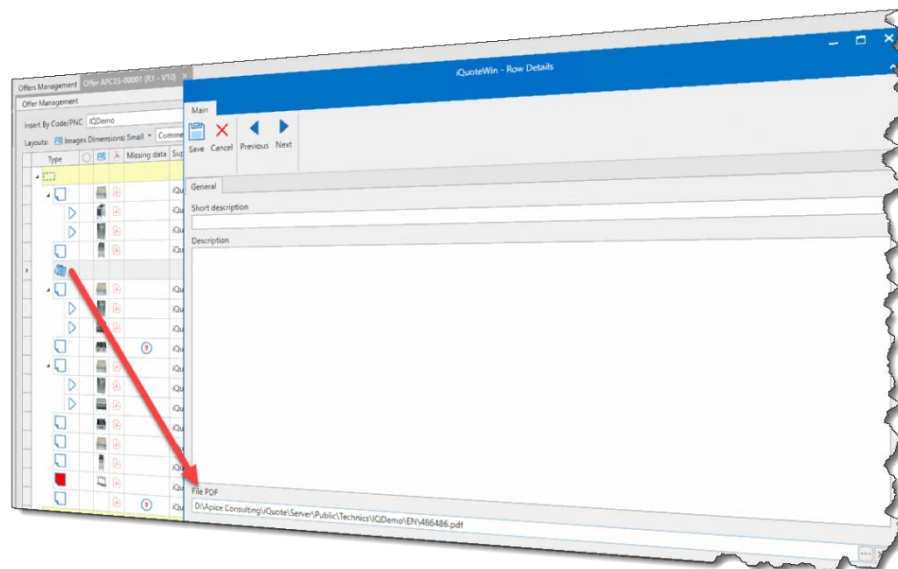
It is now possible to have quantities expressed in any measurement unit. It is in fact possible to indicate a base quantity and a measurement unit, which will be multiplied by the quantity. The total quantity obtained will be used by the software to calculate the total price.



2.4. PDF notes

It is now possible to insert notes into the offer in PDF format.

In practice it will be possible to include one or more PDF documents at any point in the offer.





2.5. Offer printout – New settings dedicated to accessories

Item and Accessory settings have been differentiated: in this way it will be possible to have different details among the two types.

For example, it is possible to generate a printout of the offer while minimizing the space occupied by accessories.

The screenshot shows the 'Customization' window with 'Accessory Properties' selected. The 'Show Alternative Area...' checkbox is checked. The offer printout on the right shows a table of items with their prices and technical specifications.

Product	Description	Quantity	Unit Price	Total Price
5	IQRLM485 WORKTOP 400 MM	1	893.80	893.80
5.1	IQFZ112 DOOR FOR OPEN BASE CUPBOARD	3	103.63	310.89
5.2	IQPLW381 OPEN BASE 1300 MM	1	869.45	869.45
Item Total				2,074.14



2.6. Offer printout - Management of alternative areas

If there is an area on offer totally made up of alternative items, you can decide to show the total price of the area in the offer summary. This does not alter the offer total, which will not include the alternative lines, but will serve as information for an evaluation of the alternative price.

The screenshot shows the 'Customization' window with 'Show Alternative Area...' checked. The offer summary on the right shows a table of alternative areas with their prices.

Area	Description	Price
1	MAIN COOKING AREA	14,000.00
2	DIETETIC COOKING (Alternative)	8,944.89
3	STORAGE AREA	7,775.82
	Zone without name	0.00
ECONOMIC SUMMARY - (Alternatives/Options not included)		
Total		22,623.12
Delivery		0.00
TOTAL (Including additional costs)		22,623.12
VAT(22%)		4,977.09
TOTAL VAT INCLUDED		27,600.21



2.7. Various

Other new features introduced in release 8.0:

- Added ability to export the image column to Excel like any other data
- Management of images in PNG format added
- Offer total with VAT in the summary data under the offer detail grid added
- Technical sheet visualization or creation management integrated in a single button
- Option to set the size of the product image in printout offer added
- Option to decide where to display page details (offer code, page number, ...) added
- Offer printout of a single area
- Offer printout: added possibility to modify the label placed before the offer code by replacing it from "Offer" to "Order"
- Offer printout, page formatting applied even on additional PDF documents
- Catalogue printout: ability to change the display of some information columns added
- Catalogue printout: ability to change the print date added
- Sales analysis: insertion of the percentage column of difference between list price and cost price



3. iQuoteCAD

3.1. AutoCAD 2025

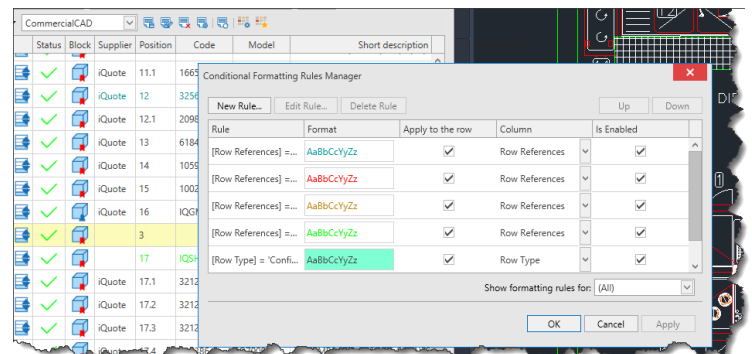
With version 8.0 of iQuote Pro, support for AutoCAD 2025 and iQuoteCAD 2025 OEM has been introduced. Now you can make the most of all the advantages of the new CAD platform.

Note: Due to continuous technological development, as well as Autodesk policies, iQuoteCAD compatibility is limited to the current version plus the previous 3 versions. For this reason, starting with this version, AutoCAD 2021 is no longer supported.



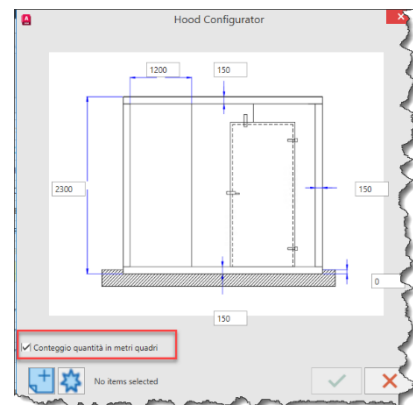
3.2. Conditional formatting grids

The command, similarly to what was seen in point 2.1, allows the conditional formatting of the offer grid in the CAD environment, introducing the possibility of customizing cells or rows of the grid, based on customized rules



3.3. Cold rooms: calculation of square meters

Through a specific option it is possible to obtain the calculation of the total surface area square meters of the cold room, so that, by entering the unit price per square meter, it will be possible to automatically calculate total price.



4. iQuoteRevit

4.1. Revit 2025

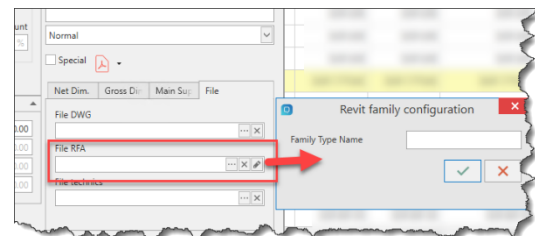
With version 8.0 of iQuote Pro, support for Revit 2025 and iQuote for Revit 2025 has been introduced. Now you can make the most of all the advantages of the new BIM platform.

Note: Due to continuous technological development, as well as Autodesk policies, iQuoteRevit compatibility is limited to the current version plus the previous 3 versions. For this reason, starting with this release, Revit 2021 is no longer supported.

4.2. Management of multi-type families

Management of Revit families with multiple "types" added.

iQuoteRevit, in addition to managing the name of the family's .RFA file, provides the possibility to indicate the name of the "type" to load.





4.3. Schedule: accessories and quantity column filter

Ability to filter the display of accessories in the schedule and management of the quantity column added

